

Summary

Topic Description	Results	Comparison
Academic preparation	91%	91% Washington Elementary School District
School Climate Perceptions of the overall social and learning climate of the school.	82%	77% Washington Elementary School District
School Safety Perceptions of student physical and psychological safety at school.	78%	70% Washington Elementary School District
School operations	76%	75% Washington Elementary School District
Self-Management How well students manage their emotions, thoughts, and behaviors in different situations.	76%	70% Washington Elementary School District
Social Awareness How well students consider the perspectives of others and empathize with them.	88%	79% Washington Elementary School District
Student Engagement	61%	59% Washington Elementary School District
Supportive Relationships How supported students feel through their relationships with friends, family, and adults at school.	91%	85% Washington Elementary School District

498 responses

Academic preparation

Your average

91%

498 responses

District average: **91%** Washington Elementary School District

How did people respond?

Q.1: How important is it to you to do well in your

c

Favorable: **97%**

School Climate

School Safety

Your average

78%

498 responses

District average: **70%** Washington Ele é é

School operations

Your average

76%

498 responses

District average: **75%** Washington Elementary School District

How did people respond?

Q.1: The restrooms in my school are clean and safe for me to use.

Strongly Agree 10%

Favorable: **49%**

Self-Management

Your average

76%

498 responses

District average:

Favorable: **74%**

Student Engagement

Your average

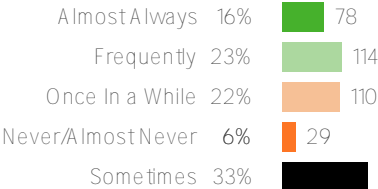
61%

498 responses

District average: **59%** Washington Elementary School District

How did people respond?

Q.1: How often do you get so focused on activities in your classes that you lose track of time?



Favorable: **58%**

Supportive Relationships

Your average

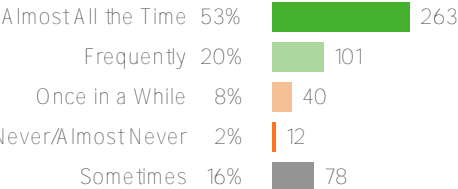
91%

498 responses

District average: **85%** Washington Elementary School District

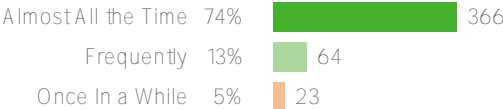
How did people respond?

Q.1: I believe I have a teacher or other adult from school who supports me.



Favorable: **88%**

Q.2: I believe I have a family member or other adult outside of school who supports me.



Favorable: **93%**